

Bunnies Board Games



Happy Easter
From
Kids Easter Activities

Copyright © 2012 Teresa Evans.
All rights reserved.

Permission is given for the making of copies for use
in the home or classroom of the subscriber only.

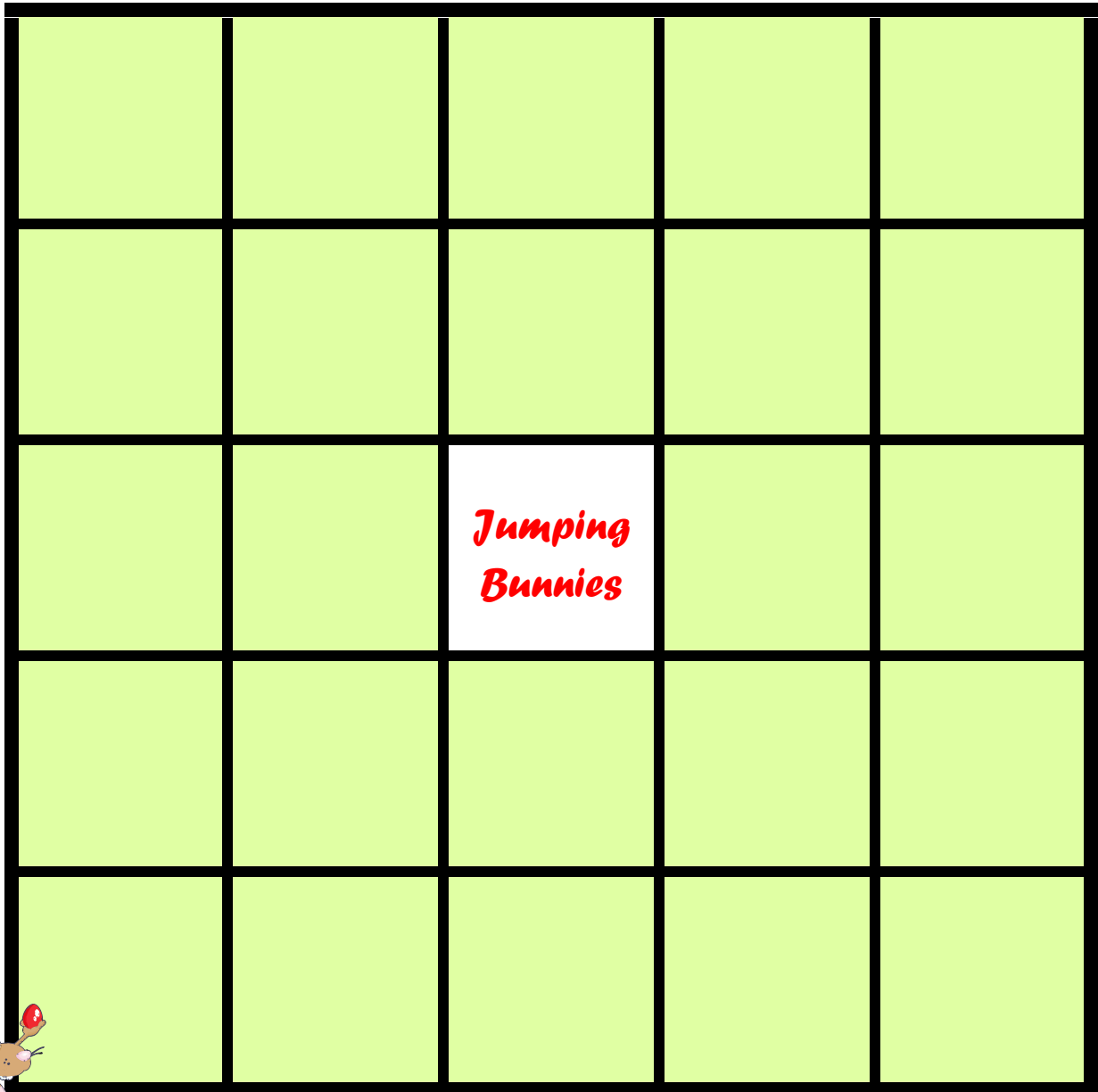

Jumping Bunnies

a game for 2 players

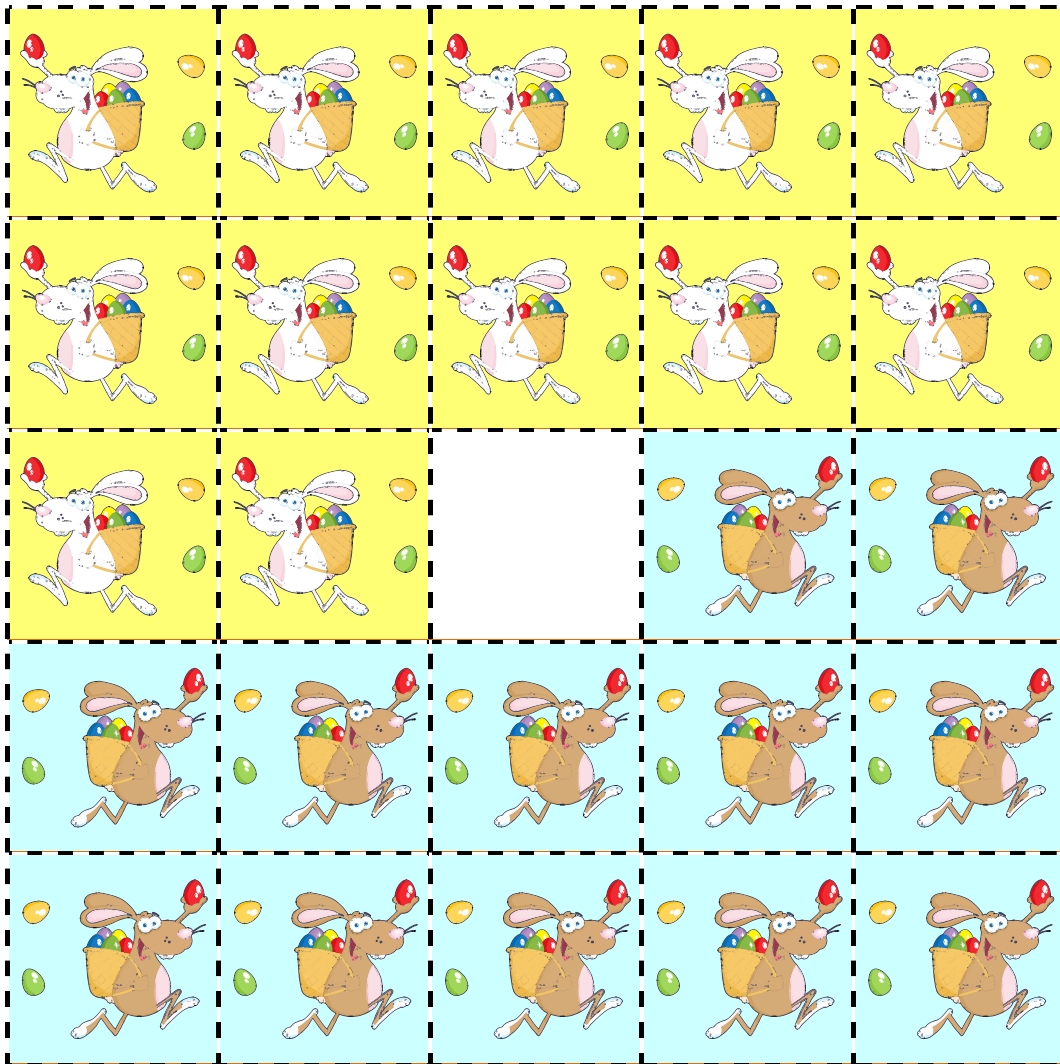
Each player has a different colored set of Bunny Cards.

Step 1. Players take turns at placing one of their Bunny Cards on a square until all squares except the middle one have been covered.

Step 2. Players then take turns removing their opponent's Bunnies by jumping over them. Jumps can go up, down or across but not diagonally. Players can only jump into an empty square. A player is out when they cannot make a jump on their turn and the other player is the winner.




Bunny Cards



Visit www.kids-easter-activities.com
for **Fun, Educational Easter Printables for Kids**

- Easter Board Games
- Easter Math Sheets
- Easter Word Puzzles
- Easter Writing Templates
- Easter Bingo Game
- Easter Dominoes
- Easter Mazes
- Easter Game Sheets and more!



Bunny Cover Up



a game for 2 players

Each player chooses a number between 11 and 15. This will be the player's number for this round. Both players can not have the same number. The Bunny Cards are placed beside the board.

Players take turns to cover 3 numbers that add to their number on their turn. For example if a player's number is 13, the player could cover - 6, 2 and 5 ($6+2+5=13$) on their turn. The last player who can cover 3 numbers that add to their number is the winner.

1	9	1	0	4
7	5	3	6	6
7	5	2	4	2
4	3	8	2	8
6	3	5	9	1